


The Nexperience



Guide to Getting your Permit

www.thenextstreet.com



The Best Driving School in Connecticut



Content

03	Guide to Getting your Permit
05	Schedule Your Permit Test Appointment
06	Gather Your Required Identity Documents
09	Your Vision Check
09	Study For The Knowledge Test
10	Test Taking Strategies
14	I Passed! Now What?

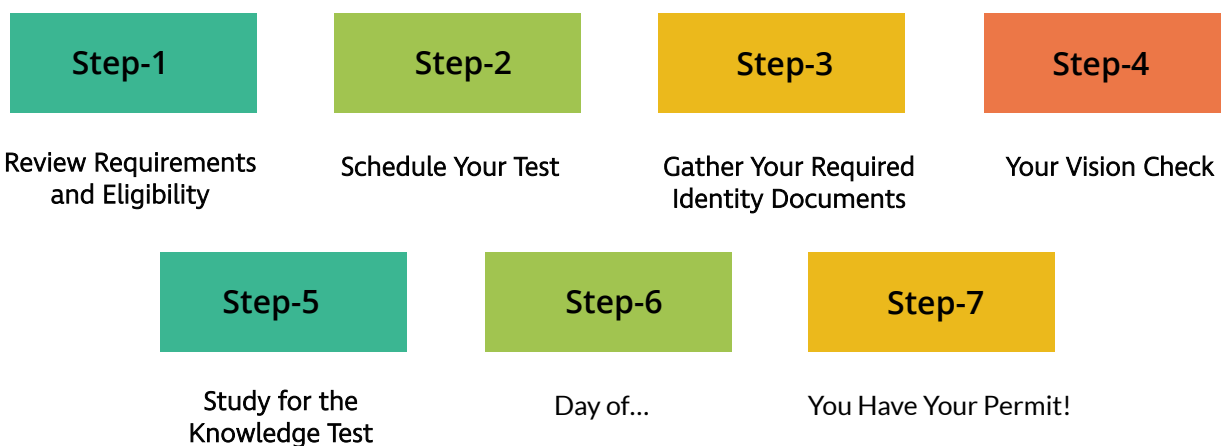


Guide to Getting your PERMIT

In the State of Connecticut, the Department of Motor Vehicles oversees the issuance of Driver's Licenses. They have a set of strict guidelines that each new driver must follow when becoming a licensed driver. The first step for all new drivers, regardless of age, is to schedule and take your Learner's Permit Test. This guide was created to walk you through each step of this process.



We understand that a license is not just a piece of plastic; it represents a new freedom and responsibility. No more taking the bus, no more needing a ride, and no more depending on other people. The DMV can be frustrating, filled with long lines and missing paperwork. At The Next Street, we believe that getting your license is supposed to be fun, easy and stress free. This guide is meant to make the first step of the process fun, easy and stress free.



Requirements

You can schedule a test before your 16th birthday, but the date of the test must be after you actually turn 16. If the date of your test is before then, the DMV will not allow you to take it and you will have to start the process over again. There is often an 8-12 week wait time for an appointment, so we recommend scheduling in advance.

There is no ceiling on age requirements, meaning that any new driver over the age of 16 needs to obtain a Learner's Permit to begin the licensing process, including adults over the age of 18.

In addition to your age, in order to obtain a Connecticut Learner's Permit, and Driver's License, you must be a resident of the State of Connecticut. You must either have a social security number or have an official Social Security letter of ineligibility from the Social Security Administration.



THE NEXT STREET

The Next Street is the easiest road to your license. We have a Customer Happiness Team always available during business hours to answer all of your safe driving questions. Our highly trained staff can help guide you through the driver education and licensing process!

Call (860) 631-4292
Or visit us [Online](https://www.thenextstreet.com)




Schedule Your Permit Test Appointment

Permit Tests are offered only at DMV full service branches. You may not take your test at AAA or limited service DMVs. The appointments are made online and scheduling it should take around 3-5 minutes. When scheduling, consider that the appointments tend to run on time and will take approximately 45 minutes.

[Click here for the DMV online appointment system.](#)

Available Branches:

- | | | | |
|--------------------|--------------|----|-------------|
| 01 | Cheshire | 05 | Willimantic |
| 02 | Norwalk | 06 | Hamden |
| 03 | Bridgeport | 07 | Danbury |
| 04 | Wethersfield | 08 | Waterbury |
| 09
Old Saybrook | | | |





Gather Your Required Identity Documents



The DMV has very strict federal government requirements for documentation. Even the smallest variance will lead to you being turned away on test day, and starting from scratch. Pay attention to the details, and use this checklist to make sure you have everything you need on test day!

You will need 2 forms of identification. At least one form must be a primary document.

PRIMARY DOCUMENT:

- US Birth Certificate
- US Passport

THESE MUST BE ORIGINALS! These documents cannot be laminated or photo copies.

If you have both primary documents, you do not need a secondary document.

SECONDARY DOCUMENTS:

✓	Out of State US photo driver license	✓	Certified school transcript (school photo ID not acceptable)
✓	US Territory or Canadian photo driver license	✓	Social Security Card (Not laminated or metal. 16 and older must sign)
✓	Out of State US or Canadian issued photo learner permit	✓	CT Department of Corrections original certificate of identification (not available from DOC unless issued when discharged)
✓	Connecticut issued non-driver identification card, driver license or learner permit (Your driver license or ID may be required to be surrendered)	✓	Baptismal certificate or similar document
✓	US Military ID or dependent card with photo	✓	State or Federal Employee Identification with signature and photo and/or physical description with or without date of birth
✓	Connecticut State Permit to Carry Pistols or Revolvers	✓	Employment Authorization card
✓	Military discharge/separation papers (DD-214)	✓	Veteran Health Identification Card (VHIC)
✓	Court Order: Must contain full name and date of birth (i.e. name change, adoption, marriage or civil union dissolution) Does not include abstract of criminal or civil conviction	✓	Pilot's license (issued by the US DOT Federal Aviation Administration)
✓	Marriage or Civil Union Certificate (certified copy issued by town/city)		



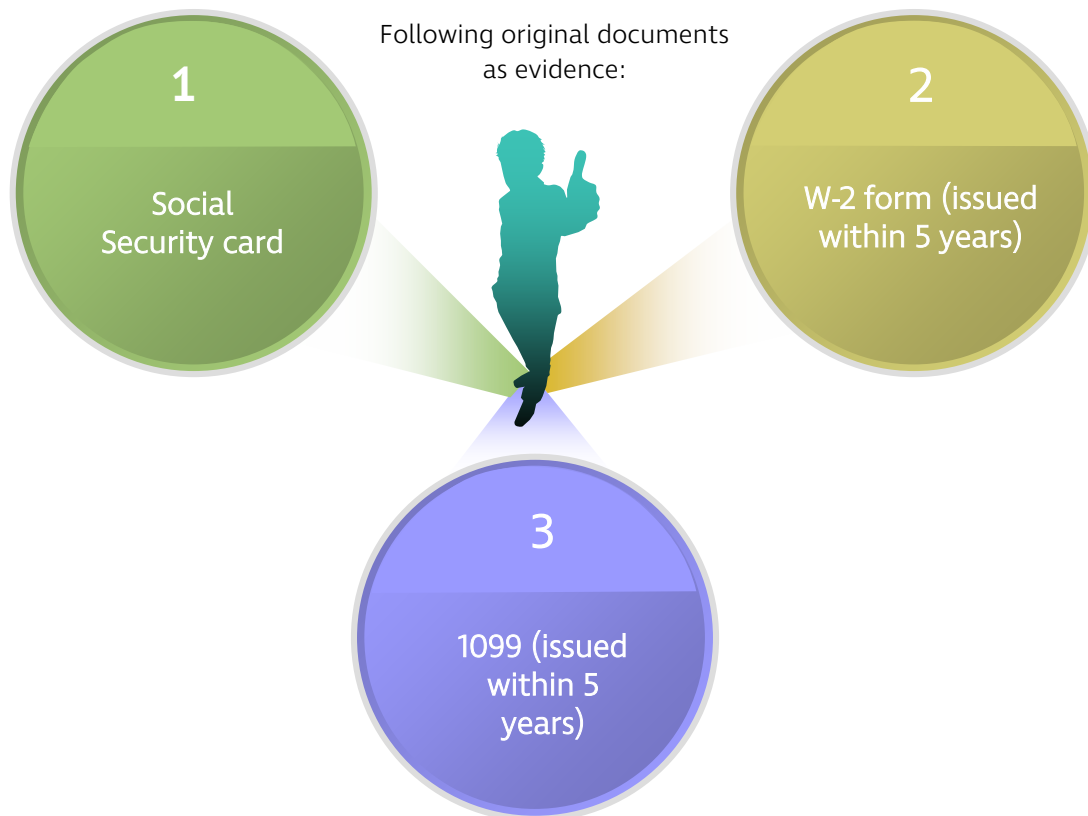
The Next Street is the most convenient driving school in Connecticut! With over 80 locations across the state, you can be certain we have an offering in your backyard. With over 40 LIVE virtual classes starting daily, no matter how hectic your schedule is, you can get your license with The Next Street.

[Find the Location Nearest To You!](#)



SOCIAL SECURITY NUMBER

You must show proof of your social security number by presenting one of the following original documents as evidence. Non-US Citizens not eligible for a Social Security number must present an official Social Security letter of ineligibility from the Social Security Administration.



CONNECTICUT RESIDENCY

You must provide two (2) different pieces of mail from two (2) different sources to prove your home is located in Connecticut. **IMPORTANT:** 2 different sources means that you cannot show pieces of mail from the same sender. Example: Do not bring your electric bill from June and your electric bill from July. Though this is two separate pieces of mail, it is only from one source.

The mail must:

- Show your name and your Connecticut residence address
- Be dated within 90 days (unless stated otherwise below)
- Be computer generated (typed)



Acceptable Proof of Residence

✓	Bill from a bank or mortgage company, utility company, credit card company, doctor or hospital	✓	Current motor vehicle loan statement for a motor vehicle registered in your name
✓	Bank statement or bank transaction receipt showing the bank's name and mailing address	✓	Postmarked mail (If postmarked, address may be handwritten)
✓	Pre-printed pay stub showing your employer's name and address	✓	Connecticut voter registration card
✓	Property or excise tax bill, or Social Security Administration or other pension or retirement annual benefits summary statement and dated within the previous 12 months	✓	Residential mortgage or similar loan contract, lease or rental contract showing signatures from all parties needed to execute the agreement and dated within the previous 12 months
✓	Medicaid or Medicare benefit statement	✓	Change-of-address confirmation from the United States Postal Service showing your prior and current address (Form CNL107)
✓	Current valid homeowner's, renter's policy or motor vehicle insurance card or policy dated within the previous 12 months	✓	Survey of your Connecticut property issued by a licensed surveyor
✓	Current valid Connecticut motor vehicle registration	✓	Official school records showing enrollment

Parents or legal guardians of minors (under 18) may provide any two of the foregoing documents addressed to the parent residing at same address to prove minor residency, or use their own CT driver license or ID which shows the same address as one of the two required.

Your Vision Check

On the day of your Permit Appointment, you will begin by taking a vision test. The vision test requires you at least 20/40 vision and 140-degree peripherals, with or without corrective lenses. If you do not wear lenses (or if you do, but the prescription is out of date) and you are having difficulty seeing either near or far distances, you should see an eye doctor prior to your learner's permit appointment. Remember! If you see an eye doctor and do need new or updated lenses, they often take at least one week to arrive (Don't schedule your eye appointment for the morning of your permit appointment).

Study For The Knowledge Test

The knowledge test is a 25-question multiple choice test that covers safe driving knowledge and CT driving laws. You must get at least 20 correct answers to pass. The test is taken on a computer kiosk. You will know immediately upon submitting an answer if it is correct or incorrect. Want to practice? Great! We have a database of questions taken from the CT Test. Our practice test system randomly selects 25 questions, just like the State. Take the test multiple times to assure you are seeing the wide variety of questions.

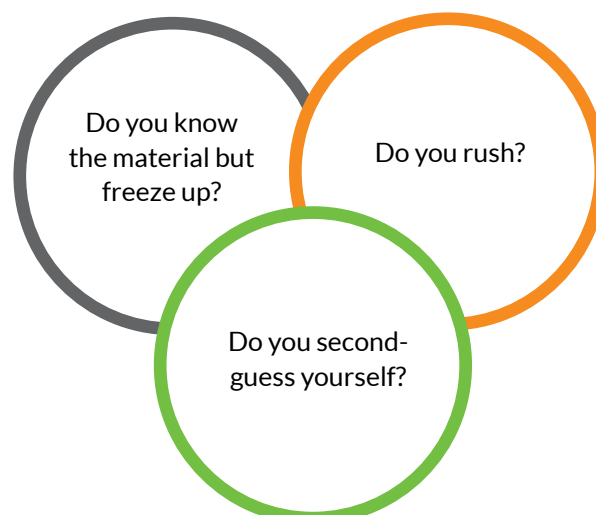
[CLICK HERE FOR THE NEXT STREET PERMIT PRACTICE TEST](#)

Do you have test anxiety? Do you struggle with multiple choice as a format? Read on for some helpful tips and tricks in taking the test!



Test Taking Strategies

What are your strengths and weaknesses in regard to taking standardized tests?



Do you know the material but freeze up?

Test anxiety is very common and multiple-choice tests can be intimidating, even when you've been studying and know the material. Take a deep breath, relax for a moment, and trust your instinct. You got this.



Do you rush?

Many, maybe even most of us, were programed from a very young age to hurry and finish the test. It may have been your very first math test in first grade, simple addition and subtraction. There you were on the fifth question out of ten and someone finished first. They asked the teacher if they should hand in their paper, and you may have felt like you should be finished too. So you rushed. Rushing causes mistakes. In regards to multiple-choice tests, rushing causes us to pass right over important words when reading questions. Take your time and read each question twice before even looking at the answers.

Do you second-guess yourself?

Those of us with test anxiety often feel that it is very important to check and double-check our answers, and then we begin to second guess ourselves. Don't think twice about an answer. If you put in your time studying, you know the material. Not to mention that the DMV tends to word the answers to their test the way the information is written in their driver's manual.



Remember these simple tips:

Breathe! That's right; if you get nervous or anxious during the test, stop for a moment and take a deep breath and exhale slowly. Do this several times if necessary.

Auditory learners should bring headphones with them so they can hear the questions read to them. Be sure to notify the examiner that you plan to use headphones when you check in.




Grab your imaginary steering wheel and put your right foot on the pedal and actually do the driving while you visualize a scenario.

Don't rush! If you studied, you will do just fine. Remember what you read, and don't second guess yourself.



The Next Street is the most affordable Driving School option! Our efficient program is not only easy and convenient, it won't break your piggy bank! Get the most value for the least spend with The Next Street.





Multiple-choice tests don't just test your knowledge.

Multiple-choice tests also test how well you read and comprehend the questions. Learn to dissect the test questions to find out what they are actually asking. We'll take a few questions and break them down for you. This process often involves asking the question a different way. Remember, read carefully!

1. When approaching a work zone watch for:

- a. Cones, barrels, signs, large vehicles
- b. Stopped cars, pedestrians, horses, shopping carts
- c. Signs, parked cars, pedestrians, men wearing pink hats
- d. Parked cars, pedestrians, and blind people

Start by rewording the question: Which of the following things belong in a work zone? Cones, barrels, signs, large vehicles do. Also, carefully read the answer. Options b. c. and d. all have something listed that could not or should not be in a work zone.

So the answer is a.

2. In Connecticut, a driver under the age of 18:

- a. Can use a hands free cell phone while driving
- b. Is allowed to use head phones or ear buds while driving
- c. Is not allowed to use any mobile device while behind-the-wheel
- d. Can drive with any passengers they want

This question is asking which of the following statements applies to 16 and 17 year old drivers. If you just can't figure it out create a question to better understand each answer.

- a. Can a 16 or 17-year-old use a hands free cell phone while driving? No.
- b. Is a 16 or 17-year-old allowed to use headphones or ear buds while driving? No, no one is allowed to use head-phones or ear buds while driving.
- c. Can a 16 or 17-year-old drive while using any mobile electronic devices? No they are not allowed to use any mobile device while behind the wheel.

So the answer is c.

3. Which of the following ways to prevent fatigue is false?

- a. Watch for the warning signs of fatigue
- b. Stop and take a nap
- c. Driving at night is the best way to prevent fatigue because there is no sun glare
- d. The best way to prevent fatigue is a good night of sleep

This is a great example of why it is so important to read carefully. You wouldn't want to read so quickly that in your hurry to finish you didn't even read the word false at the end of the question. Reword the question: Which of the following does not prevent fatigue? Turn the answer into a question:

- a. Will watching for the warning signs of fatigue prevent driving while fatigued? Yes, understanding when you are becoming fatigued can help you take steps to avoid driving while fatigued.
- b. Will stopping to take a nap prevent you from driving while fatigued? Yes, sleep cures fatigue.
- c. Will driving at night prevent fatigue because of the absence of sunlight? No, people should be sleeping at night and will be more tired as a result. (This is the answer)
- d. Is getting a good night of sleep the best way to prevent fatigue? Yes it is!

So c is the answer.



I Passed! Now What?

You must hold your permit for a specified period of time before testing for your license:

- Teens (16 and 17 years old) taking 8 Hour Safe Driving Course: 180 Days
- Teens (16 and 17 years old) taking Full Driver Education Program: 120 Days
- Adults 18 and older, regardless of course enrollment: 90 Days

The State of Connecticut requires every license applicant take an 8 Hour Safe Driving Course. We offer this, as well as a Full Driver Education Program. We hope that you will trust us to provide your Driver Education Services. We have built our school to be the biggest in Connecticut by being the best in Connecticut. We pride ourselves on being:

1. Easy
2. Convenient
3. Affordable

To enroll, or to get help in picking the program that is right for you, visit us online at <https://enroll.thenextstreet.com/> or by calling our Customer Happiness Team at (860) 631-4292.



